

CARAVANAS SETIEMBRE-19

| MARCA | SETIEMBRE | % |
|--------------|-----------|-------------|
| Sterckeman | 21 | 23% |
| Caravelair | 14 | 15% |
| Knaus | 12 | 13% |
| Adria | 11 | 12% |
| Hobby | 9 | 10% |
| Weinsberg | 5 | 5% |
| Dethleffs | 4 | 4% |
| Fendt | 3 | 3% |
| Bürstner | 2 | 2% |
| Bailey | 1 | 1% |
| Bavaria | 1 | 1% |
| Coachman | 1 | 1% |
| Compass | 1 | 1% |
| Homecar | 1 | 1% |
| Eriba | 1 | 1% |
| John Deere | 1 | 1% |
| Lunar | 1 | 1% |
| Rapido | 1 | 1% |
| Roller | 1 | 1% |
| Silver | 1 | 1% |
| TOTAL | 92 | 100% |

AUTOCARAVANAS SETIEMBRE-19

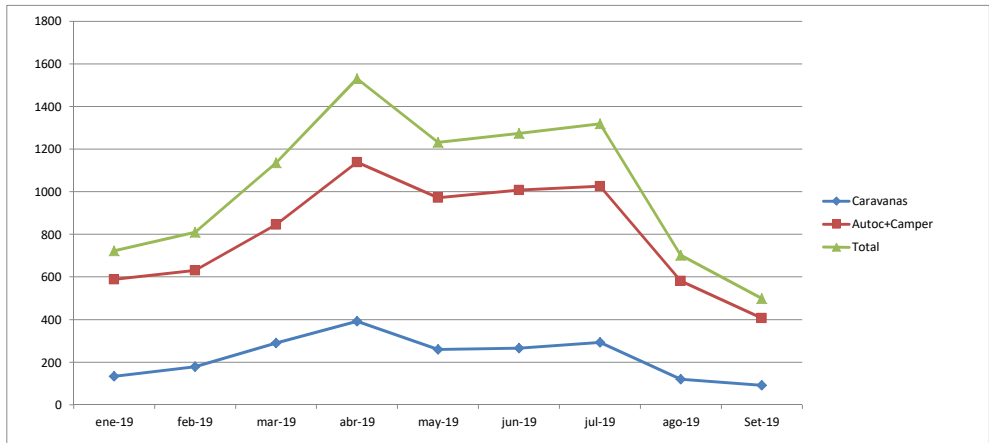
| MARCA | SETIEMBRE | % |
|----------------------------|------------|-------------|
| Benimar | 34 | 11% |
| Challenger | 25 | 8% |
| Bürstner | 24 | 7,5% |
| McLouis | 24 | 7,5% |
| Adria | 20 | 6,2% |
| Dethleffs | 18 | 5,6% |
| Hymmer | 17 | 5,3% |
| Pla | 16 | 5,0% |
| Cl | 13 | 4,0% |
| Rimor | 12 | 3,7% |
| Roller Team | 10 | 3,1% |
| Elnagh | 9 | 2,8% |
| Fiat | 9 | 2,8% |
| Chausson | 8 | 2,5% |
| Rapido | 8 | 2,5% |
| Autostar | 7 | 2,2% |
| Carado | 7 | 2,2% |
| Laika | 6 | 1,9% |
| Mobilvetta | 6 | 1,9% |
| Itineo | 5 | 1,6% |
| Pilote | 5 | 1,6% |
| Giottiline | 4 | 1,2% |
| Joint | 4 | 1,2% |
| Ilusion | 3 | 0,9% |
| Citroen | 2 | 0,6% |
| Hobby | 2 | 0,6% |
| Knaus | 2 | 0,6% |
| Sea | 2 | 0,6% |
| Trigano | 2 | 0,6% |
| Bavaria | 1 | 0,3% |
| Blucamp | 1 | 0,3% |
| Carthago | 1 | 0,3% |
| Esterel | 1 | 0,3% |
| Eura Mobil | 1 | 0,3% |
| Ford | 1 | 0,3% |
| Iveco | 1 | 0,3% |
| IVR | 1 | 0,3% |
| Moncayo | 1 | 0,3% |
| Mooveo | 1 | 0,3% |
| Nobel Art | 1 | 0,3% |
| Niesmann | 1 | 0,3% |
| Peugeot | 1 | 0,3% |
| Phoenix | 1 | 0,3% |
| Renault | 1 | 0,3% |
| TEC | 1 | 0,3% |
| XGO | 1 | 0,3% |
| TOTAL AUTOCARAVANAS | 321 | 100% |

CAMPERS SETIEMBRE-19

| MARCA | SETIEMBRE | % |
|----------------------|-----------|-------------|
| Benimar | 11 | 12,8% |
| Mercedes | 10 | 11,6% |
| Adria | 9 | 10,5% |
| Challenger | 9 | 10,5% |
| VW | 7 | 8,1% |
| Dreamer | 5 | 5,8% |
| Carado | 4 | 4,7% |
| Elnagh | 3 | 3,5% |
| Hymmer | 3 | 3,5% |
| Pössl | 3 | 3,5% |
| Weinsberg | 3 | 3,5% |
| Westfalia | 3 | 3,5% |
| Carthago | 2 | 2,3% |
| Citroen | 2 | 2,3% |
| Knaus | 2 | 2,3% |
| McLouis | 2 | 2,3% |
| Sun Living | 2 | 2,3% |
| Dethleffs | 1 | 1,2% |
| Hobby | 1 | 1,2% |
| Rimor | 1 | 1,2% |
| Roadcar | 1 | 1,2% |
| Rapido | 1 | 1,2% |
| Roller Team | 1 | 1,2% |
| TOTAL CAMPERS | 86 | 100% |

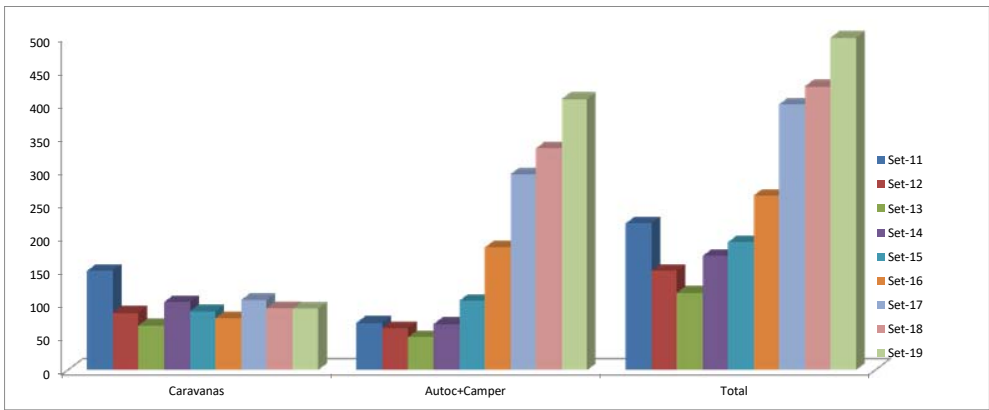
EVOLUCION MES A MES

| | ene-19 | feb-19 | mar-19 | abr-19 | may-19 | jun-19 | jul-19 | ago-19 | Set-19 | % ago-set |
|--------------|------------|------------|-------------|-------------|-------------|-------------|-------------|------------|------------|-------------|
| Caravanas | 134 | 179 | 290 | 392 | 259 | 266 | 293 | 120 | 92 | -23% |
| Autoc+Camper | 589 | 631 | 845 | 1138 | 972 | 1007 | 1026 | 581 | 407 | -30% |
| Total | 723 | 810 | 1135 | 1530 | 1231 | 1273 | 1319 | 701 | 499 | -40% |



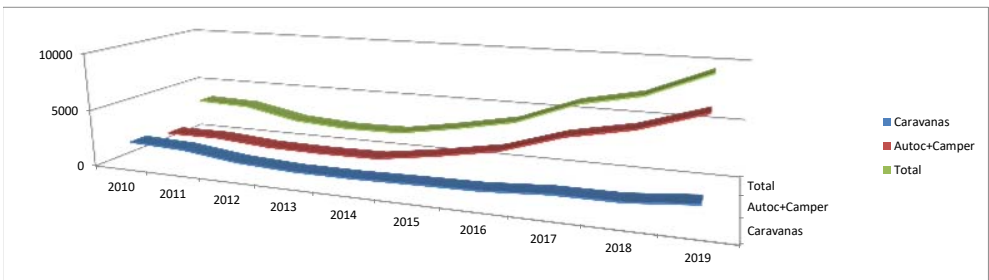
COMPARACION AÑOS ANTERIORES

| | Set-11 | Set-12 | Set-13 | Set-14 | Set-15 | Set-16 | Set-17 | Set-18 | Set-19 | % 19-18 |
|--------------|------------|------------|------------|------------|------------|------------|------------|------------|------------|------------|
| Caravanas | 149 | 86 | 67 | 102 | 88 | 78 | 105 | 93 | 92 | -1% |
| Autoc+Camper | 71 | 63 | 49 | 69 | 104 | 184 | 294 | 333 | 407 | 22% |
| Total | 220 | 149 | 116 | 171 | 192 | 262 | 399 | 426 | 499 | 17% |



COMPARACION ENERO-SEPTIEMBRE

| | 2010 | 2011 | 2012 | 2013 | 2014 | 2015 | 2016 | 2017 | 2018 | 2019 | % 19-18 |
|--------------|-------------|-------------|-------------|-------------|-------------|-------------|-------------|-------------|-------------|-------------|------------|
| Caravanas | 2006 | 1827 | 1233 | 984 | 978 | 1086 | 1167 | 1511 | 1539 | 2025 | 24% |
| Autoc+Camper | 1504 | 1527 | 1150 | 1085 | 1155 | 1935 | 2873 | 4563 | 5622 | 7353 | 24% |
| Total | 3510 | 3354 | 2383 | 2069 | 2133 | 3021 | 4040 | 6074 | 7161 | 9378 | 24% |



MATRICULACIONES POR TIPO

| | sep-19 | % |
|---------------|--------|-----|
| Caravanas | 92 | 18% |
| Autocaravanas | 320 | 64% |
| Campers | 86 | 17% |

