

CARAVANAS MARZO 2026

MARCA	MARZO	%
Adria	58	24.2%
Caravelair	28	11.7%
Sterckeman	27	11.3%
Knaus	25	10.4%
Dethleffs	23	9.6%
Weinsberg	20	8.3%
Fendt	18	7.5%
Hobby	16	6.7%
Across	8	3.3%
Eriba	5	2.1%
Tabbert	3	1.3%
LMC	2	0.8%
Airstream	1	0.4%
Bürostner	1	0.4%
CI	1	0.4%
Decamp Carava	1	0.4%
Roller	1	0.4%
Rubis	1	0.4%
Sdah	1	0.4%
TOTAL	240	100%

AUTOCARAVANAS MARZO 2026

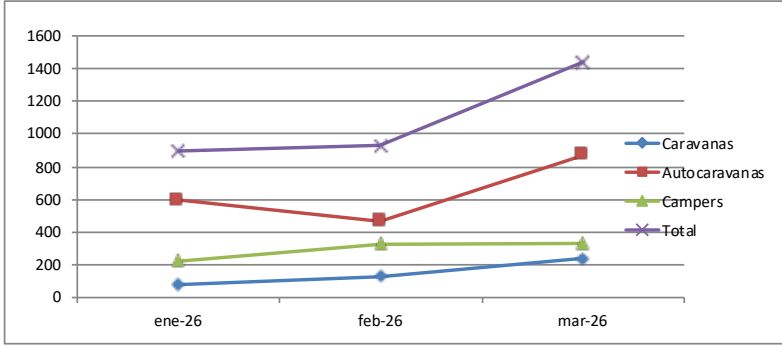
MARCA	MARZO	%
Benimar	107	12.3%
McLouis	93	10.7%
Roller Team	72	8.3%
Challenger	53	6.1%
Carado	48	5.5%
Bürostner	38	4.4%
CI	36	4.1%
Adria	34	3.9%
Rimor	34	3.9%
Elnagh	31	3.6%
Pilote	30	3.5%
Rapido	30	3.5%
Hymer	28	3.2%
Dethleffs	25	2.9%
Chausson	24	2.8%
Fiat	23	2.6%
Giottiline	23	2.6%
Knaus	20	2.3%
Itineo	12	1.4%
Bavaria	7	0.8%
AutoStar	6	0.7%
Carthago	6	0.7%
Ford	6	0.7%
Joint	6	0.7%
Laika	6	0.7%
Mobilvetta	6	0.7%
Eura Mobil	5	0.6%
Peugeot	5	0.6%
Renault	5	0.6%
Trigano	5	0.6%
Fleurette	4	0.5%
Sun Living	4	0.5%
LMC	3	0.3%
Weinsberg	3	0.3%
XGO	3	0.3%
Citroen	2	0.2%
Etrusco	2	0.2%
Ilusion	2	0.2%
Pla	2	0.2%
Across	1	0.1%
Ahorn	1	0.1%
Arca	1	0.1%
Blucamp	1	0.1%
Bravia	1	0.1%
Concorde	1	0.1%
Euroliner	1	0.1%
Foster	1	0.1%
Frankia	1	0.1%
Hobby	1	0.1%
Iveco	1	0.1%
Joa Camp	1	0.1%
Man	1	0.1%
Moncayo	1	0.1%
Mooveo	1	0.1%
Niesmann	1	0.1%
Safariways	1	0.1%
Sea	1	0.1%
Swift	1	0.1%
TEC	1	0.1%
TOTAL	869	100%

CAMPERS MARZO 2026

MARCA	MARZO	%
VW	95	28.7%
McLouis	32	9.7%
Giottivan	23	6.9%
Adria	22	6.6%
Benimar	22	6.6%
Carado	15	4.5%
Challenger	13	3.9%
Roller Team	11	3.3%
Weinsberg	11	3.3%
Clever	9	2.7%
Elnagh	9	2.7%
Rimor	8	2.4%
Knaus	7	2.1%
Dethleffs	6	1.8%
Randger	6	1.8%
Etrusco	5	1.5%
Hymer	5	1.5%
Pössl	5	1.5%
CI	4	1.2%
Panama	4	1.2%
Bravia	3	0.9%
Julia Camper	3	0.9%
Mercedes	3	0.9%
Sun Living	3	0.9%
Dreamer	2	0.6%
Bunkervan	1	0.3%
Ciclope	1	0.3%
Joa Camp	1	0.3%
Pilote	1	0.3%
Westfalia	1	0.3%
TOTAL	331	100%

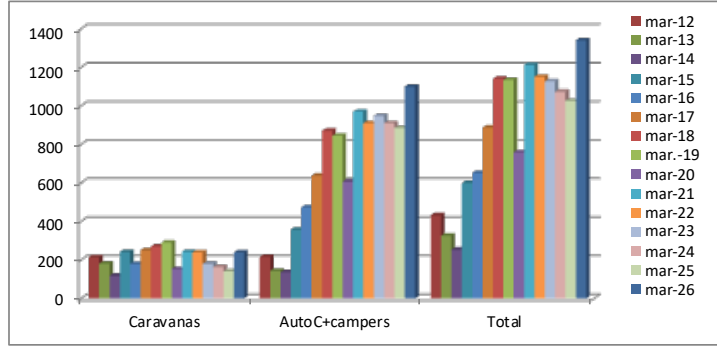
EVOLUCION MES A MES

	ene-26	feb-26	mar-26	% feb-mar
Caravanas	79	132	240	45%
Autocaravanas	595	466	869	46%
Campers	222	330	331	0%
Total	896	928	1440	36%



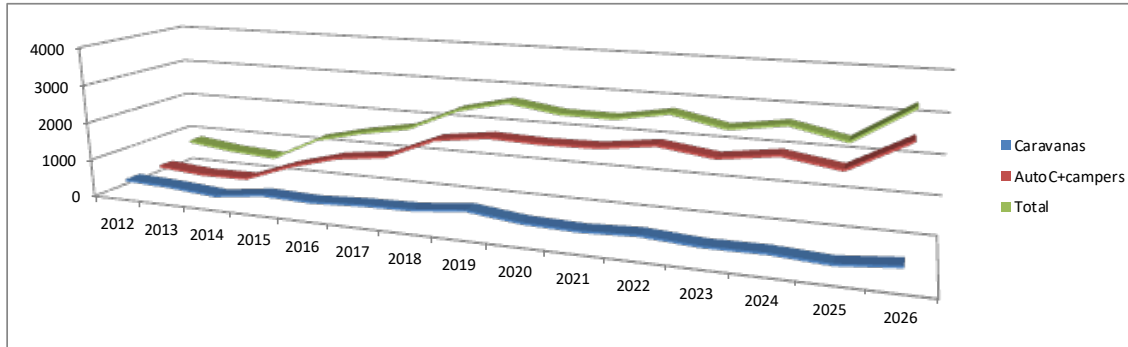
COMPARACION AÑOS ANTERIORES

	mar-12	mar-13	mar-14	mar-15	mar-16	mar-17	mar-18	mar-19	mar-20	mar-21	mar-22	mar-23	mar-24	mar-25	mar-26	% 25-26
Caravanas	215	182	118	242	179	250	270	290	153	242	240	180	164	141	240	70.2%
AutoC+campers	217	144	136	358	473	638	871	845	606	970	910	948	910	885	1100	24.3%
Total	432	326	254	600	652	888	1141	1135	759	1212	1150	1128	1074	1026	1340	30.6%



COMPARACION ACUMULADO ENERO-MARZO

	2012	2013	2014	2015	2016	2017	2018	2019	2020	2021	2022	2023	2024	2025	2026	% 25-26
Caravanas	393	341	240	405	365	436	465	603	448	408	470	377	394	315	449	43%
AutoC+campers	416	313	332	805	1156	1320	1886	2065	2025	2051	2230	2048	2241	2029	2811	38.5%
Total	809	654	572	1210	1521	1756	2351	2668	2473	2459	2700	2425	2635	2344	3260	39%



MATRICULACIONES POR TIPO

	mar-26	%
Caravanas	240	17%
Autocaravanas	869	60%
Campers	331	23%

