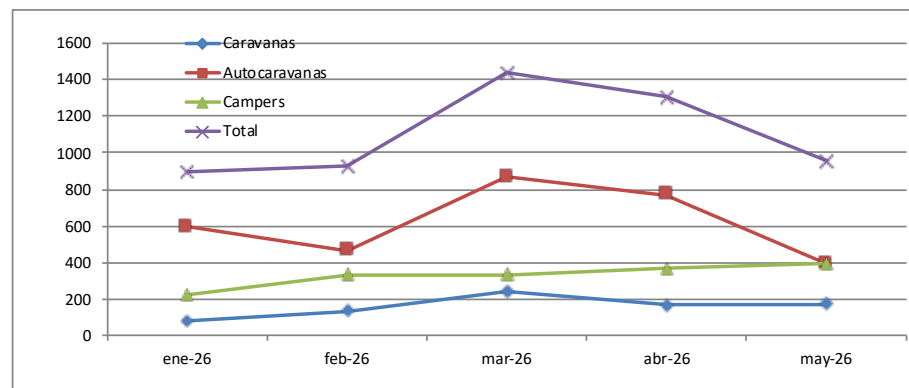


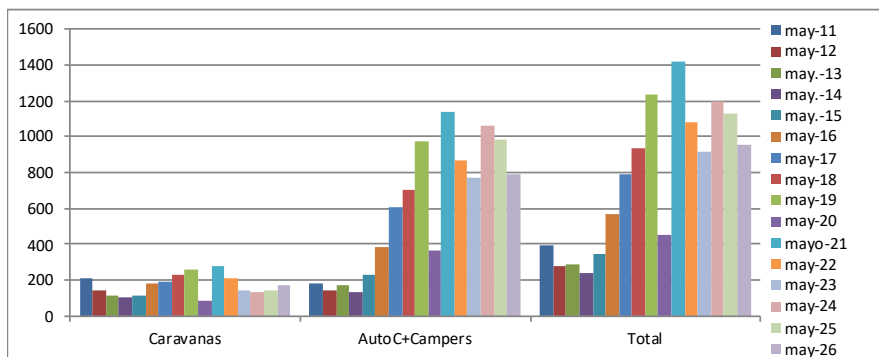
EVOLUCION MES A MES

| | ene-26 | feb-26 | mar-26 | abr-26 | may-26 | % abr-may |
|---------------|------------|------------|-------------|-------------|------------|-------------|
| Caravanas | 79 | 132 | 240 | 166 | 169 | 2% |
| Autocaravanas | 595 | 466 | 869 | 771 | 392 | -49% |
| Campers | 222 | 330 | 331 | 367 | 394 | 7% |
| Total | 896 | 928 | 1440 | 1304 | 955 | -27% |



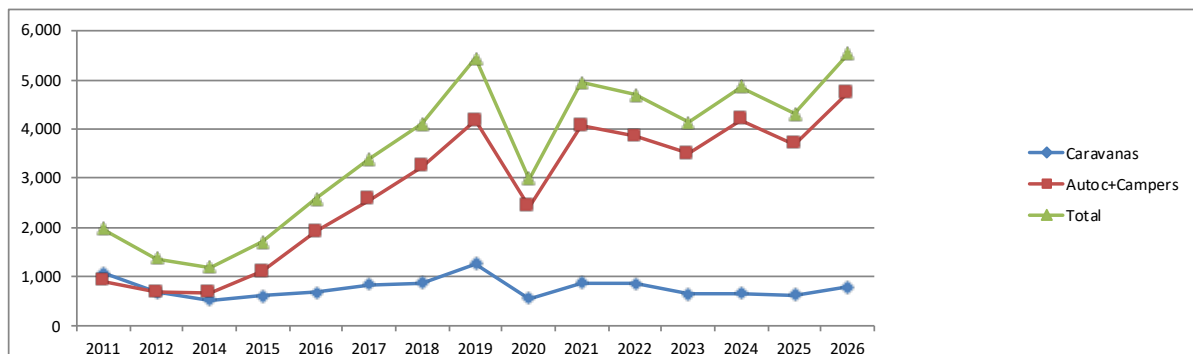
COMPARACION AÑOS ANTERIORES

| | may-11 | may-12 | may-13 | may-14 | may-15 | may-16 | may-17 | may-18 | may-19 | may-20 | mayo-21 | may-22 | may-23 | may-24 | may-25 | may-26 | % 25-26 |
|---------------|------------|------------|------------|------------|------------|------------|------------|------------|-------------|------------|-------------|-------------|------------|-------------|-------------|------------|-------------|
| Caravanas | 212 | 144 | 115 | 107 | 114 | 180 | 190 | 228 | 259 | 91 | 282 | 215 | 144 | 139 | 145 | 169 | 17% |
| Autoc+Campers | 179 | 140 | 176 | 136 | 228 | 390 | 603 | 704 | 972 | 366 | 1137 | 866 | 775 | 1058 | 981 | 786 | -20% |
| Total | 391 | 284 | 291 | 243 | 342 | 570 | 793 | 932 | 1231 | 457 | 1419 | 1081 | 919 | 1197 | 1126 | 955 | -15% |



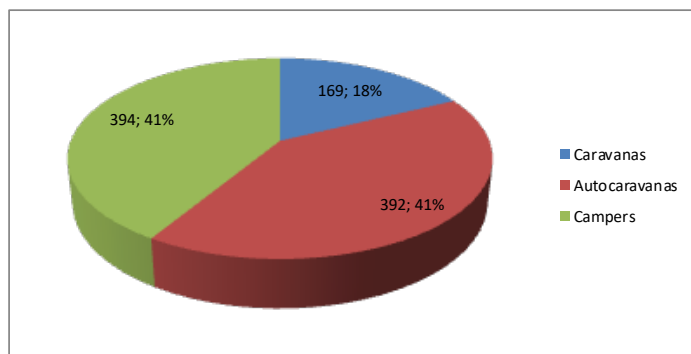
COMPARACION ACUMULADO ENERO-MAYO

| | 2011 | 2012 | 2013 | 2014 | 2015 | 2016 | 2017 | 2018 | 2019 | 2020 | 2021 | 2022 | 2023 | 2024 | 2025 | 2026 | Δ 25/26 |
|---------------|--------------|--------------|--------------|--------------|--------------|--------------|--------------|--------------|--------------|--------------|--------------|--------------|--------------|--------------|--------------|--------------|------------|
| Caravanas | 1,068 | 680 | 573 | 514 | 600 | 674 | 831 | 867 | 1,254 | 558 | 876 | 855 | 642 | 665 | 624 | 782 | 20% |
| Autoc+Campers | 904 | 686 | 630 | 667 | 1,103 | 1,906 | 2,562 | 3,230 | 4,175 | 2,424 | 4,065 | 3,846 | 3,496 | 4,190 | 3,687 | 4,736 | 22% |
| Total | 1,972 | 1,366 | 1,203 | 1,181 | 1,703 | 2,580 | 3,393 | 4,097 | 5,429 | 2,982 | 4,941 | 4,701 | 4,138 | 4,855 | 4,311 | 5,518 | 22% |



MATRICULACIONES POR TIPO

| | may-26 | % |
|---------------|--------|-----|
| Caravanas | 169 | 18% |
| Autocaravanas | 392 | 41% |
| Campers | 394 | 41% |



CARAVANAS MAYO-26

| MARCA | MAYO | % |
|--------------|------------|-------------|
| Adria | 41 | 24% |
| Sterckeman | 33 | 19.5% |
| Caravelair | 16 | 9% |
| Weinsberg | 15 | 8.9% |
| Knaus | 14 | 8% |
| Fendt | 13 | 8% |
| Dethleffs | 9 | 5% |
| Hobby | 7 | 4.1% |
| Across | 4 | 2.4% |
| Bürostner | 4 | 2% |
| Eriba | 3 | 1.8% |
| LMC | 2 | 1% |
| Abi | 1 | 1% |
| Bailey | 1 | 0.6% |
| Callau | 1 | 1% |
| Chateau | 1 | 1% |
| Elegante | 1 | 1% |
| Roga | 1 | 0.6% |
| Rubis | 1 | 0.6% |
| Tabbert | 1 | 0.6% |
| TOTAL | 169 | 100% |

AUTOCARAVANAS MAYO-26

| MARCA | MAYO | % |
|----------------------------|------------|-------------|
| Benimar | 81 | 20.7% |
| McLouis | 45 | 11.5% |
| Carado | 35 | 8.9% |
| Roller Team | 31 | 7.9% |
| Challenger | 29 | 7.4% |
| Adria | 25 | 6% |
| Giottiline | 21 | 5.4% |
| Pilote | 19 | 4.8% |
| Dethleffs | 18 | 4.6% |
| Rapido | 14 | 3.6% |
| Rimor | 12 | 3.1% |
| CI | 10 | 2.6% |
| Mobilvetta | 9 | 2.3% |
| Etrusco | 8 | 2.0% |
| Elnagh | 7 | 1.8% |
| Ilusion | 6 | 1.5% |
| Itineo | 5 | 1.3% |
| Hymer | 4 | 1.0% |
| Niesmann | 3 | 0.8% |
| Peugeot | 2 | 0.5% |
| Sun Living | 2 | 0.5% |
| Bravia | 1 | 0.3% |
| Bürostner | 1 | 0.3% |
| Fiat | 1 | 0.3% |
| Knaus | 1 | 0.3% |
| Pla | 1 | 0.3% |
| Weinsberg | 1 | 0.3% |
| TOTAL AUTOCARAVANAS | 392 | 100% |

CAMPERS MAYO-26

| MARCA | MAYO | % |
|----------------------|------------|-------------|
| Carado | 106 | 26.9% |
| VW | 99 | 25.1% |
| Giottivan | 26 | 6.6% |
| McLouis | 24 | 6.1% |
| Adria | 21 | 5.3% |
| Benimar | 19 | 4.8% |
| Challenger | 15 | 3.8% |
| Knaus | 13 | 3.3% |
| Panama | 9 | 2.3% |
| Roller Team | 9 | 2.3% |
| Etrusco | 8 | 2.0% |
| Weinsberg | 8 | 2.0% |
| Elnagh | 7 | 1.8% |
| Hymer | 4 | 1.0% |
| Bunkervan | 3 | 0.8% |
| Dethleffs | 3 | 0.8% |
| Pilote | 3 | 0.8% |
| Randger | 3 | 0.8% |
| Clever | 2 | 0.5% |
| Dream | 2 | 0.5% |
| Mercedes | 2 | 0.5% |
| Rimor | 2 | 0.5% |
| Sun Living | 2 | 0.5% |
| CI | 1 | 0.3% |
| Elios | 1 | 0.3% |
| Pössl | 1 | 0.3% |
| Westfalia | 1 | 0.3% |
| TOTAL CAMPERS | 394 | 100% |