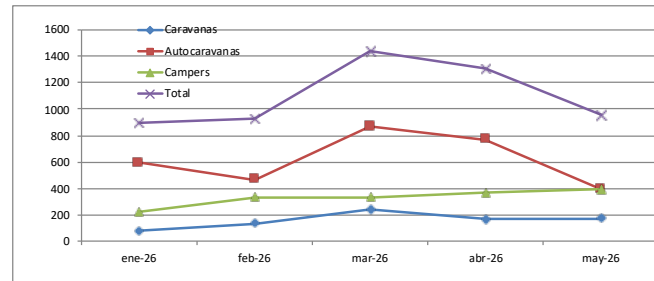


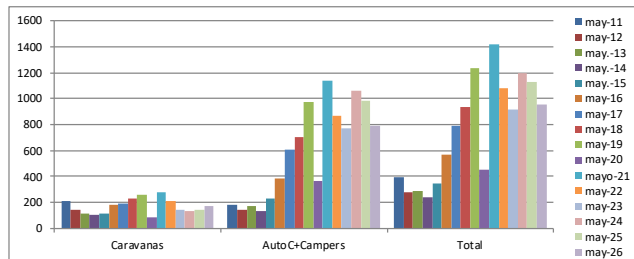
EVOLUCION MES A MES

	ene-26	feb-26	mar-26	abr-26	may-26	% abr-may
Caravanas	79	132	240	166	169	2%
Autocaravanas	595	466	869	771	392	-97%
Campers	222	330	331	367	394	7%
Total	896	928	1440	1304	955	-37%



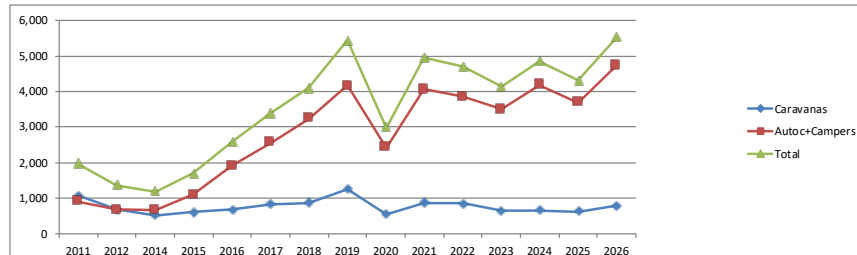
COMPARACION AÑOS ANTERIORES

	may-11	may-12	may-13	may-14	may-15	may-16	may-17	may-18	may-19	may-20	mayo-21	may-22	may-23	may-24	may-25	may-26	% 25-26
Caravanas	212	144	115	107	114	180	190	228	259	91	282	215	144	139	145	169	17%
Autoc+Campers	179	140	176	136	228	390	603	704	972	366	1137	866	775	1058	981	786	-20%
Total	391	284	291	243	342	570	793	932	1231	457	1419	1081	919	1197	1126	955	-15%



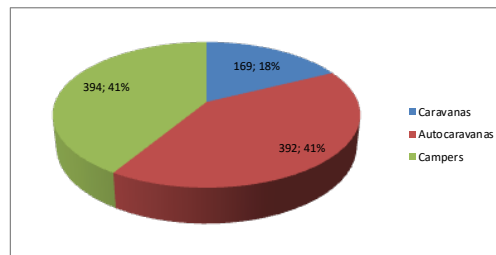
COMPARACION ACUMULADO ENERO-MAYO

	2011	2012	2013	2014	2015	2016	2017	2018	2019	2020	2021	2022	2023	2024	2025	2026	Δ 25/26
Caravanas	1,068	680	573	514	600	674	831	867	1,254	558	876	855	642	665	624	782	20%
Autoc+Campers	904	686	630	667	1,103	1,906	2,562	3,230	4,175	2,424	4,065	3,846	3,496	4,190	3,687	4,736	22%
Total	1,972	1,366	1,203	1,181	1,703	2,580	3,393	4,097	5,429	2,982	4,941	4,701	4,138	4,855	4,311	5,518	22%



MATRICULACIONES POR TIPO

	may-26	%
Caravanas	169	18%
Autocaravanas	392	41%
Campers	394	41%



CARAVANAS MAYO-26

MARCA	MAYO	%
Adria	41	24%
Sterckeman	33	19.5%
Caravelair	16	9%
Weinsberg	15	8.9%
Knaus	14	8%
Fendt	13	8%
Dethleffs	9	5%
Hobby	7	4.1%
Across	4	2.4%
Bürostner	4	2%
Eriba	3	1.8%
LMC	2	1%
Abi	1	1%
Bailey	1	0.6%
Callau	1	1%
Chateau	1	1%
Elegante	1	1%
Roga	1	0.6%
Rubis	1	0.6%
Tabbert	1	0.6%
TOTAL	169	100%

AUTOCARAVANAS MAYO-26

MARCA	MAYO	%
Benimar	81	20.7%
McLouis	45	11.5%
Carado	35	8.9%
Roller Team	31	7.9%
Challenger	29	7.4%
Adria	25	6%
Giottiline	21	5.4%
Pilote	19	4.8%
Dethleffs	18	4.6%
Rapido	14	3.6%
Rimor	12	3.1%
CI	10	2.6%
Mobilvetta	9	2.3%
Etrusco	8	2.0%
Elnagh	7	1.8%
Ilusion	6	1.5%
Itineo	5	1.3%
Hymer	4	1.0%
Niesmann	3	0.8%
Peugeot	2	0.5%
Sun Living	2	0.5%
Bravia	1	0.3%
Bürostner	1	0.3%
Fiat	1	0.3%
Knaus	1	0.3%
Pla	1	0.3%
Weinsberg	1	0.3%
TOTAL AUTOCARAVANAS	392	100%

CAMPERS MAYO-26

MARCA	MAYO	%
Carado	106	26.9%
VW	99	25.1%
Giottivan	26	6.6%
McLouis	24	6.1%
Adria	21	5.3%
Benimar	19	4.8%
Challenger	15	3.8%
Knaus	13	3.3%
Panama	9	2.3%
Roller Team	9	2.3%
Etrusco	8	2.0%
Weinsberg	8	2.0%
Elnagh	7	1.8%
Hymer	4	1.0%
Bunkervan	3	0.8%
Dethleffs	3	0.8%
Pilote	3	0.8%
Randger	3	0.8%
Clever	2	0.5%
Dream	2	0.5%
Mercedes	2	0.5%
Rimor	2	0.5%
Sun Living	2	0.5%
CI	1	0.3%
Elios	1	0.3%
Pössl	1	0.3%
Westfalia	1	0.3%
TOTAL CAMPERS	394	100%