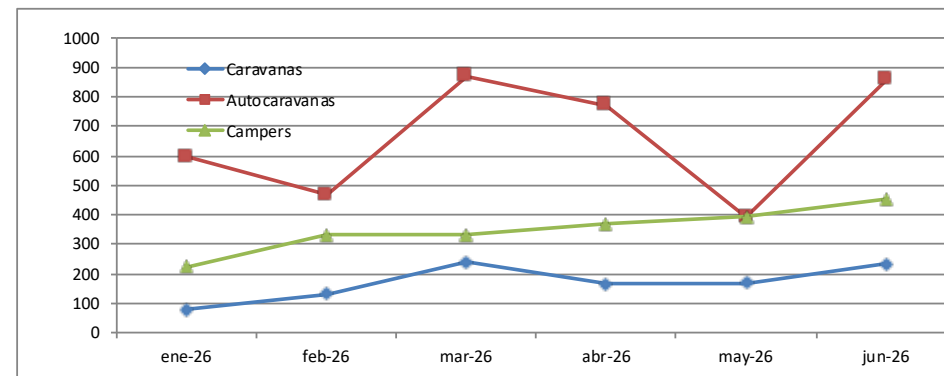


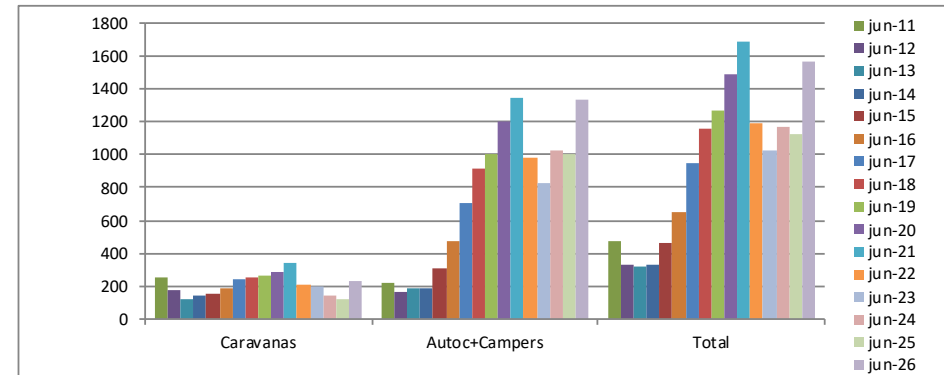
### EVOLUCION MES A MES

	ene-26	feb-26	mar-26	abr-26	may-26	jun-26	% may-jun
Caravanas	79	132	240	166	169	233	38%
Autocaravanas	595	466	869	771	392	858	119%
Campers	222	330	331	367	394	453	15%
<b>Total</b>	<b>896</b>	<b>928</b>	<b>1440</b>	<b>1304</b>	<b>955</b>	<b>1544</b>	<b>61.68%</b>



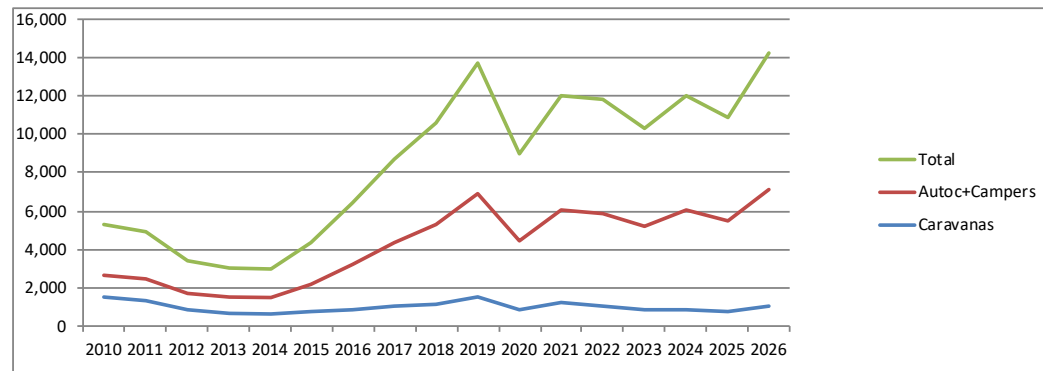
### COMPARACION AÑOS ANTERIORES

	jun-11	jun-12	jun-13	jun-14	jun-15	jun-16	jun-17	jun-18	jun-19	jun-20	jun-21	jun-22	jun-23	jun-24	jun-25	jun-26	% 24-25
Caravanas	256	173	126	141	153	183	247	249	266	285	337	214	194	147	125	233	86%
Autoc+Campers	215	162	191	184	313	471	706	910	1007	1207	1350	979	827	1020	1005	1331	32%
<b>Total</b>	<b>471</b>	<b>335</b>	<b>317</b>	<b>325</b>	<b>466</b>	<b>654</b>	<b>953</b>	<b>1159</b>	<b>1273</b>	<b>1492</b>	<b>1687</b>	<b>1193</b>	<b>1021</b>	<b>1167</b>	<b>1130</b>	<b>1564</b>	<b>38%</b>



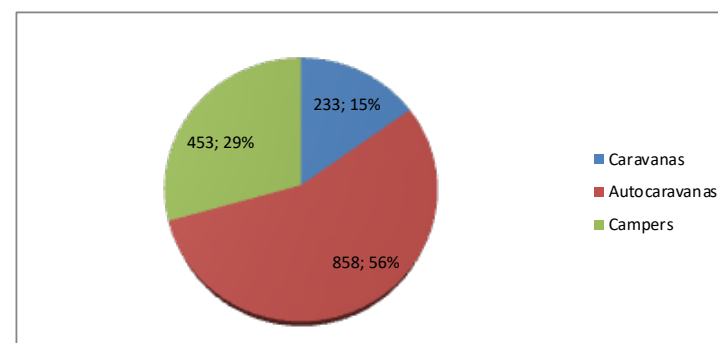
### ACUMULADO DE ENERO A JUNIO

	2010	2011	2012	2013	2014	2015	2016	2017	2018	2019	2020	2021	2022	2023	2024	2025	2026	Δ 24/25
Caravanas	1,498	1,324	853	699	630	753	857	1,078	1,116	1,520	843	1,213	1,069	836	812	749	1,018	26%
Autoc+Campers	1,134	1,119	848	821	858	1,416	2,377	3,268	4,175	5,339	3,631	4,806	4,825	4,323	5,210	4,691	6,102	23%
<b>Total</b>	<b>2,632</b>	<b>2,443</b>	<b>1,701</b>	<b>1,520</b>	<b>1,488</b>	<b>2,169</b>	<b>3,234</b>	<b>4,346</b>	<b>5,291</b>	<b>6,859</b>	<b>4,474</b>	<b>6,019</b>	<b>5,894</b>	<b>5,159</b>	<b>6,022</b>	<b>5,440</b>	<b>7,120</b>	<b>23.6%</b>



### MATRICULACIONES POR TIPO

	jun-26	%
Caravanas	233	15%
Autocaravanas	858	56%
Campers	453	29%



**CARAVANAS JUNIO-26**

MARCA	JUNIO	%
Adria	44	18.9%
Weinsberg	37	15.9%
Sterckeman	29	12.4%
Knaus	26	11.2%
Caravelair	19	8.2%
Fendt	18	7.7%
Hobby	15	6.4%
Dethleffs	12	5.2%
Across	10	4.3%
Tabbert	5	2.1%
Bürstner	4	1.7%
Eriba	2	0.9%
Abi	1	0.4%
Beyerland	1	0.4%
Decamp Caravan	1	0.4%
Elddis	1	0.4%
Hergo	1	0.4%
Moncayo	1	0.4%
Ochagavia	1	0.4%
Rioja	1	0.4%
Roller	1	0.4%
Sun Roller	1	0.4%
Trigano	1	0.4%
Vimara	1	0.4%
<b>TOTAL</b>	<b>233</b>	<b>100%</b>

**AUTOCARAVANAS JUNIO-26**

MARCA	JUNIO	%
McLouis	103	12.0%
Benimar	99	11.5%
Challenger	69	8.0%
Roller Team	55	6.4%
Adria	54	6.3%
Carado	48	5.6%
Dethleffs	46	5.4%
Hymmer	35	4.1%
Rapido	31	3.6%
Bürstner	30	3.5%
Pilote	30	3.5%
Fiat	28	3.3%
Rimor	28	3.3%
Chausson	24	2.8%
Giottiline	22	2.6%
CI	21	2.4%
Elnagh	16	1.9%
Mobilvetta	14	1.6%
Bavaria	9	1.0%
Itineo	9	1.0%
Ilusion	7	0.8%
Knaus	6	0.7%
Laika	6	0.7%
Weinsberg	6	0.7%
AutoStar	5	0.6%
Peugeot	5	0.6%
Carthago	4	0.5%
Etrusco	4	0.5%
Fleurette	4	0.5%
Ford	4	0.5%
Hobby	4	0.5%
Citroen	3	0.3%
LMC	3	0.3%
Moncayo	3	0.3%
Sun Living	3	0.3%
Arca	2	0.2%
Renault	2	0.2%
Arcadia	1	0.1%
Autoroller	1	0.1%
Bailey	1	0.1%
Concorde	1	0.1%
Eura Mobil	1	0.1%
Iveco	1	0.1%
Mitsubishi	1	0.1%
Mooveo	1	0.1%
Morelo	1	0.1%
Niesmann	1	0.1%
Pla	1	0.1%
Sun Roller	1	0.1%
Swift	1	0.1%
TEC	1	0.1%
Trigano	1	0.1%
Uro	1	0.1%
<b>TOTAL AUTOCARAVANAS</b>	<b>858</b>	<b>100%</b>

**CAMPERS JUNIO-26**

MARCA	MAYO	%
VW	111	24.5%
Carado	78	17.2%
Benimar	35	7.7%
McLouis	33	7.3%
Giottivan	26	5.7%
Challenger	24	5.3%
Weinsberg	21	4.6%
Knaus	19	4.2%
Adria	15	3.3%
Randger	15	3.3%
Panama	14	3.1%
Elnagh	6	1.3%
Hymmer	6	1.3%
Dethleffs	5	1.1%
Pössl	5	1.1%
Roller Team	5	1.1%
Westfalia	5	1.1%
Dreamer	4	0.9%
CI	3	0.7%
Dream	3	0.7%
Pilote	3	0.7%
Sun Living	3	0.7%
Etrusco	2	0.4%
Julia Camper	2	0.4%
Rimor	2	0.4%
Urban	2	0.4%
Ciclope	1	0.2%
Clever	1	0.2%
Eura Mobil	1	0.2%
Joa Camp	1	0.2%
Mercedes	1	0.2%
Nomade	1	0.2%
<b>TOTAL CAMPERS</b>	<b>453</b>	<b>100%</b>